


CAMARO



Chevrolet
night



Camaro Z28.
Number One on the
Camaro Performance Team.



Available L/S Contour seats feature 18 adjustment variations on the driver's side. L/S Contour seats are shown with Custom Interior.

There is a certain hesitation people seem to feel just before they slide behind the distinctive wheel of a Z28 for the first time. An inescapable awe at such technological capability confronting the forces of physics and nature. It is an emotion few people forget. Yet it evaporates with the first turn of the key as all this performance thunders to life. And another driver is admitted into that exclusive club of Z28 pilots who know that this is not a car you merely drive. It's a car you put on and wear with such authority that it changes your life forever.




Important: A word about this catalog. We have tried to make this catalog as comprehensive and factual as possible. However, since the time of printing, some of the information may have been updated. Also, some of the equipment shown or described throughout this catalog is available at extra cost. Your dealer has details and, before ordering, you should ask him to bring you up to date.

updated. Also, some of the equipment shown or described throughout this catalog is available at extra cost. Your dealer has details and, before ordering, you should ask him to bring you up to date.

Z28 Performance. Engineered for Total Response.

- Front, "setback-engine" design and rear-wheel-drive configuration permit advanced performance parameters to be integrated with optimal riding comfort.
- Rigid front structure with special upper and lower body arms helps provide Z28's suspension control.
- Space-saving, modified MacPherson-strut front suspension helps provide excellent wheel-load management and geometry.
- Mass-efficient rear suspension design features two short control arms and a track bar for impressive on-center axle control during cornering.
- Quick-response power steering, 2.5 turns, lock-to-lock.
- P215 65R-15 high-performance, steel-belted Eagle GT radial tires, based on Formula One racing design experience, are mounted on aluminum wheels for reduced unsprung weight.
- Power front disc rear drum brakes are standard; 4-wheel power disc brakes are optional.
- Z28 "ground-effects" rocker panel extensions contribute to smooth airflow along body sides.
- GM Wind Tunnel test results: Cd = .339.



Camaro Z28.

Acceleration

0-100-0 23.8 Sec

Braking

0-100

100 MPH

80 MPH

60 MPH

Lateral Acceleration

85g

Optional 5.0 Liter High Output Engine

Cylinder block, heads	Cast iron
Inlet manifold	Aluminum
Displacement	5.0 Liters (305 CID)
Horsepower	190 at 4800 RPM
Torque	240 lbs.-ft. at 3200 RPM
Compression ratio	9.5:1 with electronic spark control
Carburetion	4-Bbl. Rochester quadrajet
Valve train	Pushrod, hydraulic lifters
Valve diameter	1.84" inlet, 1.50" exhaust


5-Speed Manual Transmission Ratios

Camshaft duration	320" inlet, 320" exhaust	5th	.73:1
Valve lift	.410" inlet, .423" exhaust	4th	1:1
Crankshaft	Cast nodular iron, five main bearings	3rd	1.34:1
Exhaust System	<ul style="list-style-type: none"> ▪ 2 1/4" front exhaust pipes ▪ Smooth flow inlet ▪ Monolith converter ▪ 2 3/4" rear exhaust pipe ▪ Single large-volume dual-outlet muffler 	2nd	1.94:1
		1st	2.95:1
		Axle Ratio	3.73:1

Performance data was compiled by a professional driver on a GM Test Track. Test vehicle was a Z28 L69 5.0 Liter High Output equipped with standard 5-speed manual transmission and power front disc/rear drum brakes. Test vehicle compliance to 1984 Federal emissions standards was verified.

Camaro Berlinetta. Elegant Performance.

There is a magic about a Berlinetta at dusk that imparts an air of special purpose to its driver. And everything that happens on the way is somehow more important. In the more clinical light of day, Berlinetta can be understood simply as an aerodynamically clean shape with a superbly tuned suspension. It's as if the engineers of the Z28 secretly conspired to bring the world a startlingly refined concept of grand touring performance. There's advanced technology here, which the engineers can explain. But the magic at twilight remains a mystery no other automobile has been able to duplicate.



Inside Berlinetta. A New Dimension Of Car Control.



Berlinetta's new roof console features a map light that swivels, removable flashlight, handy reminder spoons and a convenient pouch for garage door opener or sunglasses. Shown with optional glass roof panels removed.

Much has been made of bringing aircraft-type precision ergonomics to today's cars. Berlinetta is at the very forefront of this concept with dual sliding computer terminals that position the car's key driving, visibility and comfort controls a fingertip away from the steering wheel. This system may be expanded

to include the available electronic speed control with resume speed feature that you also may program to increase or decrease speed in precise increments. And mounted just beyond the standard 5-speed gearshift, there's a standard remote-control, electronically tuned AM/FM stereo radio with seek and scan, clock and Extended Range Sound system (ERS™). It swivels for easy operation by driver or passenger. You'll find its audio performance and stunning design perfectly complement Berlinetta's beautifully isolated, acoustically superb interior.



Adjustable control pods and overhead console enhance Berlinetta's precision ergonomic design.

**Camaro Sport Coupe.
Looks. Performance.
Price.**



Z28's gauge package with tachometer is available on Sport Coupe.

Why is Camaro the best-selling 2 + 2 on the road today? Our Camaro Sport Coupe can show you the answer. Here's the chassis and suspension configuration that is derived from the Z28. And the clean aesthetics that some people think make it the purest Camaro. One of the most beautiful things about our Sport Coupe is that you can dial in your preference of performance

and affordability. Choose the standard 2.5 Liter engine with Electronic Fuel Injection so advanced that it compares in principle to the new Corvette. Or the available 2.8 Liter V6 engine. Or options like the 5.0 Liter V8, F41 Sport Suspension and Quiet Sound Group to give you the feel of Z28 with a hushed acoustical environment like Berlinetta. Specify 4-speed

manual transmission or options like the 5-speed manual and 4-speed O.D. automatic. However you equip your Sport Coupe, you receive precision, robotics-aided assembly. Extensive corrosion protection. And hatchback utility that lets you drop the folding rear seat to carry 31.2 cubic feet of weekend fun. No wonder Sport Coupe is the best-selling Camaro.



Sport Coupe Custom Interior.
Grand Touring Comfort.

Enhance your Sport Coupe's advanced ergonomics with the new, elegant, low-back seating option with adjustable head restraints (standard on Berlinetta; also available on

Z28). The stylish striped bolster design works with Camaro's standard reclining front seats and generous leg room to provide exceptional riding comfort for American-sized

adults. And with the acoustically hushed elegance of the Quiet Sound Group that's included with this interior, it's as if no day on the road could be too long.



Features & Options

All Camaro models feature precision, robotics-aided assembly and extensive corrosion protection. Camaro is engineered for low-cost service. Maintenance work is designed for conveniently scheduled service intervals.

Camaros are available with a variety of options. So you don't have to pay for equipment you don't want.

Appearance and Protection

- Deluxe luggage compartment trim (Std. on Berlinetta)
- Dual horns (Std. on Berlinetta)
- Floor covering: Mats, color-keyed (carpeted), front and/or rear
- Halogen hi-beam headlamps
- Mirrors: Sport LH remote-control and RH manual (Std. on Berlinetta and Z28); Sport twin electric remote
- Moldings: Body side, black; Door edge guard, black; Roof drip, black (NA w/removable roof panels)
- Power door lock system
- Removable glass roof panels (with tinted glass).

Comfort and Convenience

- Air conditioning (Z28 and Sport Coupe)
- Air conditioning, electronic control (Berlinetta)
- Auxiliary lighting
- Clock: Electric quartz (Std. on Z28; NA Berlinetta)
- Comfortilt steering wheel
- Console, roof (Std. on Berlinetta; requires Custom Interior for Quiet Sound Group)
- Custom Interior (includes Quiet Sound Group except Z28; Std. Berlinetta, available Z28 and Sport Coupe)
- Electric rear window defogger
- Gage package with tachometer (Sport Coupe only)
- Intermittent windshield wiper system (Std. on Berlinetta)
- Power hatch release
- Power windows
- Quiet Sound Group (Std. on Berlinetta)
- Rear compartment cargo area cover
- Rear window wiper/washer system
- Six-way power seat (driver's side)

- Speed control, electronic; with resume and speed adjustment features
- Tinted glass.

Performance

- Axles: Limited slip differential; Performance axle ratio (Z28 only)
- F41 Sport Suspension (Sport Coupe only): Includes larger front stabilizer, added rear stabilizer, special shock absorbers and quick-response power steering
- Four-wheel power disc brakes (requires V8 and limited slip differential)



- Heavy-duty battery
- Heavy-duty cooling
- Rear spoiler (Std. on Z28).

Audio Equipment

- GM-Delco radio equipment: All Electronically Tuned Receivers (ETR™).
- Sport Coupe and Z28:
- AM radio
 - AM/FM radio
 - ETR AM/FM stereo radio* with digital clock
 - ETR AM/FM stereo radio with cassette tape* and digital clock
 - ETR AM/FM stereo radio with seek and scan, cassette tape, digital clock and graphic equalizer*
 - ETR AM/FM stereo radio.*
- Berlinetta:
- ETR AM/FM stereo radio with seek and scan, cassette tape, digital

clock, remote head design and graphic equalizer*

- Power antenna
- Speakers, dual rear (available only with AM, AM/FM monoaural radios).
- Extended Range Sound system (ERS).

Tires and Wheels

- P195/75R-14 steel-belted radial ply white-stripe (Sport Coupe only)*
- P205/70R-14 steel-belted radial ply blackwall (Sport Coupe with

Rally wheels only; Std. on Berlinetta)*

- P205/70R-14 steel-belted radial ply white-stripe (Berlinetta and Sport Coupe w/Rally wheels)*
- P205/70R-14 steel-belted radial ply white-lettered (Sport Coupe with Rally wheels only).*

*GM all-season specification.

Wheel Equipment (Sport Coupe only)

- Full wheel covers
- Color-keyed Rally wheels: Includes special wheel, bright trim rings and black center caps.



Available Interiors		Char-cool	Dark Blue	Camel	Sand Gray	Dark Brown
Sport Coupe and Z28 Std. reclining bucket seats	Vinyl (Std.) Cloth (Opt.)	■	■	■	■	■
Optional Custom Interior for Sport Coupe and Z28 w/reclining bucket seats (Std. Berlinetta)	Vinyl Cloth	■	■	■	■	■
Z28 Optional L/S Contour reclining bucket seats	Cloth Cloth†	■*	■			■

*Charcoal/Red Orange.
†Deluxe Cloth with Custom Interior.



For additional road response, a 5-speed manual transmission is standard on Z28 and Berlinetta and available on Sport Coupe.

Camaro's available rear window defogger and optional rear window wiper and washer are welcome additions in foul weather. If you wish to sport even more advanced aerodynamics, a rear spoiler may be specified for Sport Coupe or Berlinetta (standard Z28).

Z28's available L/S Contour driver's seat provides 18 adjustment variations to position yourself perfectly within the car's ergonomic design.



*Metallic.
†NA Berlinetta.
‡NA Z28.



Here's Camaro's most technologically advanced GM-Delco ETR™ AM/FM stereo radio: with a 5-band equalizer, dynamic noise reduction, a built-in power booster and dramatic back lighting. Features include seek and scan, cassette tape and digital clock (available on Z28, Sport Coupe; available on Berlinetta in the "remote head" design). Just touch a button and sophisticated circuitry locks onto your favorite station with sure sensitivity and accuracy.

GM Continuous Protection Plan
An option that offers service protection in addition to that provided by GM's new-vehicle limited warranty. Available only in the U.S. and Canada for the 1984 model year. Ask your dealer about this option.

Service Intervals
Engine oil: 12 months or 7,500 miles ■ Oil filter: 12 months or 7,500 miles; every 15,000 miles thereafter ■ Carburetor air filter: up to 30,000 miles ■ Spark plugs: 30,000 miles ■ Chassis lubrication: 12 months or 7,500 miles ■ Automatic transmission fluid: every 100,000 miles. See Owner's Manual for conditions requiring more frequent intervals.

Controls for the available power windows and hatch release are displayed conveniently on Camaro's console.



Power Teams

Engines	Ordering Code	Engine Availability			Transmissions		
		Sport Coupe	Berlinetta	Z28	4-Spd. Mon.	5-Spd. Mon.	4-Spd. Auto. (†)
2.5 Liter L4* (B)	LQ9	S	NA	NA	S	O	O
2.8 Liter 2-Bbl. V6 (A)	LC1	O	S	NA	NA	S(2)	O
5.0 Liter 4-Bbl. V6 (A)	LG4	O	O	S	NA	S(3)	O
5.0 Liter 4-Bbl. V6 (A) High Output	LG9	NA	NA	O	NA	S	O

(A) Produced by GM-Chevrolet Motor Division.
(B) Produced by GM-Pontiac Motor Division.
S: Standard. O: Optional. NA: Not Available.
(†) Includes overdrive.
(2) Standard on Berlinetta; Optional on Sport Coupe.
(3) Standard on Z28; NA Berlinetta and Sport Coupe.
*Electronic Fuel Injection.

Safety Features

Every GM car is designed with your safety in mind. Safety is a goal from the first sketches of a new car through design models and prototypes, up to final production. We are the leaders in safety testing. In fact, most of the technology necessary for crash tests and research used in the industry has been developed by the GM safety team.

Occupant Protection

- Manual lap/shoulder belts with push-button buckles for driver and right front passenger (driver's side includes visual and audible warning system)
- Manual lap belts with push-button buckles at rear passenger positions
- Energy-absorbing steering column
- Passenger-guard inside door lock handles
- Safety interlocking door latches
- Inertia-type folding front seat-back latches
- Energy-absorbing instrument panel and front seat-back tops
- Laminated safety glass windshield/tempered safety glass side and rear windows
- Safety armrests
- Front seat head restraint for driver and right front passenger (Integral or adjustable).

Accident Avoidance

- Side marker lights and reflectors
- Parking lamps that illuminate with headlamps
- Four-way hazard warning flasher
- Backup lights
- Lane-change feature in direction signal control
- Windshield defrosters, washer and dual-speed wipers*
- Vinyl-bonded inside rearview mirror glass
- Outside left and right rearview mirrors
- Dual master cylinder brake system with warning light
- Starter safety switch
- Dual-action safety hood latch.

*Pulse wipers standard for Berlina.

Anti-Theft

- Audible anti-theft ignition key reminder
- Anti-theft steering column lock
- Inside hood release.

OFFICIAL
CARS AND TRUCKS
OF THE XIV
OLYMPIC WINTER
GAMES



SARAJEVO '84
OLYMPIC WINTER GAMES

	Sport Coupe	Berlina	Z28
Exterior Features			
Black dual mirrors	S	NA	NA
Body pin striping	NA	S	NA
Color-accented lower body	NA	S	NA
Dual Sport mirrors (body color), left-hand remote, right-hand manual	O	S	S
Front air dam and "ground-effects" rocker molding in silver or gold	NA	NA	S
Gold-accented/aluminum-finned wheels	NA	S	NA
Quad headlamps	S	S	S
Rear deck spoiler	O	O	S
Wheels, body-color with hubcaps	S	NA	NA
Wheels, five-spoke, gold-, charcoal- or silver-accented aluminum	NA	NA	S
Interior Features			
Carpeted cargo floor with stowage well	S	S	S
Hinged-cover stowage compartment in console	S	S	S
Interior roof console	O	S	O
L/S Contour seat with adjustable lumbar, thigh and lateral supports (driver's)	NA	NA	O
Power ventilation system	S	S	S
Reclining front bucket seats	S	S	S
Side window defoggers	S	S	S
Stowage compartment well cover	O*	S	O
*Available only with Custom Interior and Deluxe Luggage Compartment trim.			
Mechanical Features			
Front disc brake audible wear sensors	S	S	S
Front stabilizer bar (size)	1.06"	1.06"	1.22"
F41 Sport Suspension	O	NA	NA
P195/75R-14 steel-belted radial ply blackwall tires†	S	NA	NA
P205/70R-14 steel-belted radial ply blackwall tires†	O	S	NA
P215/65R-15 steel-belted radial ply white-lettered tires	NA	NA	S
Power front disc/rear drum brake system	S	S	S
Power steering, fast-ratio	S	S	S
Rear suspension with torque arm to handle driving and braking forces	S	S	S
Wheels, 14" x 6" body-color with hubcaps	S	NA	NA
Wheels, 14" x 7" gold-accented/aluminum-finned	NA	S	NA
Wheels, 15" x 7" 5-spoke aluminum	NA	NA	S
S: Standard. O: Optional. NA: Not Available. †GM all-season specification.			
Dimensions (in.)			
Wheelbase	101.0	101.0	101.0
Length (overall)	187.8	187.8	187.8
Width (overall)	72.8	72.8	72.8
Height (loaded)	50.0	50.0	50.0
Tread—Front	60.7	60.7	60.7
Tread—Rear	61.6	61.6	61.6
Head Room—Front	37.0	37.0	37.0
Head Room—Rear	35.6	35.6	35.6
Leg Room—Front	43.0	43.0	43.0
Leg Room—Rear	28.6	28.6	28.6
Shoulder Room—Front	57.5	57.5	57.5
Shoulder Room—Rear	56.3	56.3	56.3
Hip Room—Front	56.3	56.3	56.3
Hip Room—Rear	42.8	42.8	42.8
Cargo Volume (cu. ft.)	11.6*	11.6*	11.6*
Width Between Wheelhousings	45.1	45.1	45.1
Fuel Tank Capacity (gals.)	16.2†	16.2	16.2
*31.2 cu. ft. with rear seat-back down. †175.8 gals. with L4 engine.			

A word about assembly, components and optional equipment in these Chevrolets.

The Chevrolets described in this catalog are assembled at facilities of General Motors Corporation operated by the GM Assembly Division. These vehicles incorporate thousands of different components produced by various divisions of General Motors and by various suppliers to General Motors. From time to time during the manufacturing process, it may be necessary, in order to meet public demand for particular vehicles or equipment, or to meet federally mandated emissions, safety and fuel economy requirements, or for other reasons, to produce Chevrolet products with different components or differently sourced components than initially scheduled. All such components have been approved for use in Chevrolet products and will provide the quality performance associated with the Chevrolet name.

With respect to extra-cost optional equipment, make certain you specify the type of equipment you desire on your vehicle when ordering it from your dealer. Some options may be unavailable when your car is built. Your dealer receives advice regarding current availability of options. You may ask the dealer for this information. GM also requests the dealer to advise you if an option you ordered is unavailable. We suggest that you verify that your car includes optional equipment you ordered, or if there are changes, that they are acceptable to you.

A word about engines.

Some Chevrolets are equipped with engines produced by other GM divisions, subsidiaries, or affiliated companies worldwide. See your dealer for details.



Let's get it together...
buckle up.

CHEVROLET

Taking Charge