

Strive for perfection in everything you do.  
Take the best that exists and make it better.  
When it does not exist, design it

Sir Henry Royce, 1863-1933





Like a magnet, it pulls you in. Fluid lines, sublime style and the promise of effortless performance are combined in one inimitable, irresistible package. The Rolls-Royce Phantom Coupé is a car you'll **crave to drive**

Taking direct inspiration from the sensational 101EX experimental car, the Phantom Coupé's thrilling styling is supported by revised suspension and transmission settings, making it the most sporting Rolls-Royce ever built



Phantom Coupé





Addictive **power**, supreme **refinement**, total **involvement**.  
Whenever you drive, whatever the occasion, the Phantom Coupé combines the finest attributes of Rolls-Royce motoring with a **dynamic new edge**

The spectacular Phantom Coupé is a vibrant and exciting new Rolls-Royce, dedicated to delivering a memorable experience for all its occupants, but especially the driver



Phantom Coupé



**Visionary design, timeless appeal.** With its **rakish lines** and dazzling detailing, the Phantom Coupé is a breathtaking statement of **contemporary style** and the perfect reflection of your own personality

With its flawless blend of bold styling, classic proportions and innovative engineering, the Phantom Coupé is the consummate Grand Touring car for a glamorous and confident new age



Phantom Coupé





Escape the confines of the city, flee the urban sprawl. In the Phantom Coupé every journey is a **special experience**, every mile a vivid reminder of **how driving should be**





Engrossed in the journey, immersed in the moment. Though designed to **reward the driver**, the Phantom Coupé also provides a magical, cosseting haven for passengers

With audio integration for iPod\* and a sensational 15-speaker Lexicon LOGIC7™ audio system, the Phantom Coupé can reproduce your favourite music in breathtaking 360-degree surround sound

\*Optional



Apple, iPod and Shuffle are registered trademarks of Apple Inc.

LOGIC7 and the LOGIC7 logo are registered trademarks of Lexicon Inc, a Harman International Company




Entering the Phantom Coupé takes you into a world of rare performance and **tactility**.  
Aimed at the open road as never before, it's a Rolls-Royce with a **clear sense of sporting purpose**



Open the door to an **extraordinary realm**, a breathtaking vision of contemporary luxury. Wrought from the **finest materials** by the most **skilful craftspeople**, the Phantom Coupé is the definition of **hand-built perfection**

The Phantom Coupé's unique starlight headlining\* uses some 1,600 fibre-optic lights to create the illusion of a star-filled night sky. This beautiful feature can be brightened or dimmed to suit your mood

\*Optional



Phantom Coupé





Endlessly rewarding, achingly desirable, utterly unforgettable, the Phantom Coupé is a **uniquely compelling** Grand Tourer. **Beguiling** and **satisfying** in equal measure, it is truly a car of its time

Conceived and constructed with heartfelt passion and enviable precision by highly skilled designers, engineers and craftspeople, the Phantom Coupé is the finest car of its kind





The **perfect road opens out** before you. Sinuous and inviting, it winds through the mountains, **drawing you in, urging you onwards**. It's a scene for which the Phantom Coupé was conceived, and which it dispatches with **supreme refinement**

Powered by a 453 bhp, 6.75-litre, direct-injection V12 engine, the Phantom Coupé blends unrivalled comfort with standard-setting levels of performance and poise. Top speed is an electronically limited 155 mph (250 km/h) where permitted





Supreme **power**, thrilling **immediacy**, total **involvement**.  
With breathtaking performance and roadholding,  
the Phantom Coupé is the quintessential driver's car

The six-speed, electronically controlled, automatic transmission has a Sport mode. Operated from the steering wheel, it gives the driver even greater access to the V12 engine's prodigious performance





The message is unmistakable. With its **sleek profile** and **muscular stance**, the Phantom Coupé makes an emphatic statement of sporting prowess, the epitome of **effortless performance** and **modern style**.

*With its sleek, rear-hinged coach doors, 21" alloy wheels, visible exhaust and sensuous streamlined bodywork, the Phantom Coupé captures the spirit of speed and potency.*





Breakfast in Budapest, dinner in Vienna. With its **pace, poise and refinement**, the Phantom Coupé takes the strain, leaving you to **revel in the pleasures** of the transcontinental drive

With run-flat tyres, a 100-litre fuel tank and a capacious, 395-litre 'picnic' boot, the Phantom Coupé will transport you in supreme comfort, leaving you relaxed and refreshed after a full day's drive





It's a view that **never fails to inspire**. A moonlit alpine vista, the subtle shimmer of brushed steel\* and the iconic Spirit of Ecstasy leading your way. Motoring memories come **no better than this**

A spectacular feature of the Phantom Coupé, and something unique to Rolls-Royce Motor Cars, is the unbroken flow of brushed steel\* that sweeps from the streamlined grille, along the bonnet and all the way up into the A-frame windscreen surround

\*Optional





## Your journey starts here...

Commissioning a Rolls-Royce is one of life's unforgettable moments.

That's why, wherever you are in the world, or whichever authorised Rolls-Royce Motor Cars dealership you choose to visit, you'll be extended the warmest possible welcome.


All our dealerships around the world are an extension of our headquarters here at Goodwood and are staffed by friendly, knowledgeable experts. They will explain every facet of the Phantom Coupé in detail and you'll also be able to discuss your requirements for the car, including paint, leather and wood veneer options, with the help of an extensive array of samples and swatches.

Appetite whetted and head brimming with possible combinations of paint colours, upholstery options and veneers, you will then be invited to create your perfect Phantom Coupé using our sophisticated 'configurator'.

Displaying a detailed computer model of the car on a large plasma screen, the configurator enables you to apply any available paint colour to the bodywork and then view it from any angle and in a range of simulated conditions.

With the help of our experienced dealership staff, you will also be able to experiment with the colour and texture of interior leather, and even the combinations of wood veneer fitted to your 'virtual' car. After channelling your imagination through this impressive piece of high technology, you will leave your Rolls-Royce Motor Cars dealership with an inspiring and reassuringly detailed impression of how your real Phantom Coupé could look.

Having made such a significant emotional investment in your car, it's only natural to want to visit Goodwood, both to see your car being assembled and to meet the craftspeople responsible for creating it. A fitting end to the commissioning process, a visit to Goodwood also marks the start of a far more exciting journey: your life as a Rolls-Royce owner.







Phantom Coupé

## Goodwood The visionary home of Rolls-Royce Motor Cars

To build truly special cars requires a truly special production facility. At its Goodwood headquarters, Rolls-Royce Motor Cars has just that.

Designed by inspirational architect Sir Nicholas Grimshaw, and located in the heart of the beautiful Sussex Downs, the award-winning production facility was commissioned shortly after Rolls-Royce Motor Cars became part of the BMW Group in 1998. The home of Rolls-Royce Motor Cars since 2002, Goodwood has played a vital role in the resurgence of one of the most prestigious marques in motoring.

Constructed predominantly from natural materials and kept low-rise to minimise its visual impact on the surrounding countryside, the building satisfies the practical requirements of a world-class production facility and the aesthetic demands of a company committed to creating cars of unmatched quality and unmistakable style.

As you'd expect, bold features abound. Perhaps the most impressive example is the 'living roof' – one of the largest in Europe – which has been planted with many thousands of sedum plants. Not only do they change colour with the seasons, helping the building to merge seamlessly with its surroundings, but they also provide a valuable and undisturbed habitat for rare birds and insects.



To build truly special cars requires a truly special production facility. At its Goodwood headquarters, Rolls-Royce Motor Cars has just that.

Designed by inspirational architect Sir Nicholas Grimshaw, and located in the heart of the beautiful Sussex Downs, the award-winning production facility was commissioned shortly after Rolls-Royce Motor Cars became part of the BMW Group in 1998. The home of Rolls-Royce Motor Cars since 2002, Goodwood has played a vital role in the resurgence of one of the most prestigious marques in motoring.

Constructed predominantly from natural materials and kept low-rise to minimise its visual impact on the surrounding countryside, the building satisfies the practical requirements of a world-class production facility and the aesthetic demands of a company committed to creating cars of unmatched quality and unmistakable style.

As you'd expect, bold features abound. Perhaps the most impressive example is the 'living roof' – one of the largest in Europe – which has been planted with many thousands of sedum plants. Not only do they change colour with the seasons, helping the building to merge seamlessly with its surroundings, but they also provide a valuable and undisturbed habitat for rare birds and insects.

Designed and built with great consideration for the local environment, the facility is also ideally suited to those who work within it. Vast expanses of glass allow natural light to flood into the spacious building, while an award-winning system of cedar louvres protects workers from the glare of the sun by monitoring ambient light levels and adjusting automatically. Whatever the weather, it's the perfect environment in which to achieve exceptional things.

While the Phantom, Phantom Drophead Coupé and Phantom Coupé are among the most technologically advanced cars in the world, Rolls-Royce Motor Cars never forgets that it's the people who create them that make them so special. That's why at Goodwood you'll find traditional wood and leather workshops alongside the state-of-the-art paint and assembly facilities. Here the best craftspeople in the industry lavish their skills on the veneers and upholstery, creating the soul of every car.

Advanced and beautiful, welcoming and functional, Goodwood has become as much a part of Rolls-Royce Motor Cars as the Spirit of Ecstasy herself.





Painstakingly hand-crafted at Rolls-Royce Motor Cars' award-winning Goodwood production facility, the Phantom Coupé is the latest addition to the spectacular Phantom family



## The definition of dynamism

Unflinchingly modern yet unmistakably Rolls-Royce, the sleek, seductive Phantom Coupé is a triumphant combination of classic proportions, powerful presence, audacious features and breathtaking detailing.

From the distinctive LED headlights and rakish, streamlined grille, its lines flow in one uninterrupted swoop, along the expansive bonnet – which can be specified in beautiful brushed steel\* – and into the shimmering A-pillars. Here the Phantom Coupé becomes increasingly curvaceous as the sleek roofline blends seamlessly with the tapered, muscular haunches.

As Ian Cameron, Chief Designer, explains, far from having to create the illusion of performance and excitement, his task was simply to make a more overt reference to the discreet dynamism within every Rolls-Royce.

'Rolls-Royce Motor Cars has always been about pace, performance and style. For the Phantom Coupé we have emphasised the performance. The dynamics of the Phantom have always come as a surprise to customers and we wanted to emphasise that ability visually with the Phantom Coupé as well as via hard engineering changes. Its design adds glamour to the outstanding drivability that's inherent to all Rolls-Royce cars.'

Striking, 21" alloy wheels fill the Phantom Coupé's wheel-arches to perfection, while the visible exhaust offers another clue to the immense performance provided by the magnificent, 6.75-litre, V12 engine. Unique features such as the rear-hinged coach doors, pillarless windows and picnic boot are unforgettable highlights of the Phantom Coupé.

Inside the car you'll find a haven of luxury and comfort. Swathed in the finest leather, capped with exquisite wood veneers and studded with high-gloss chrome and machine-finished aluminium detailing, it's a sumptuous interior tailor-made for long journeys.

Above your head the starlight headlining\* contains some 1,600 fibre-optic lights, which twinkle like a night sky and can be adjusted to provide a soft glow or ample light by which to read. The audio system features Lexicon LOGIC7™, which employs 15 metal-matrix speakers to create an unparalleled clarity of sound, while audio integration for iPod\* means you'll have a soundtrack to suit every journey.

\*Optional


**Below** The Rolls-Royce design team, led by Chief Designer, Ian Cameron (second from left)



Apple, iPod and Shuffle are registered trademarks of Apple Inc. LOGIC7 and the LOGIC7 logo are registered trademarks of Lexicon Inc, a Harman International Company



It's the combination of technology, time-honoured craft skills and dedication to quality that makes what we do here at Goodwood unique. Anything less than the pursuit of perfection is simply unacceptable



#### Surface finishing

At Rolls-Royce Motor Cars we pride ourselves on achieving a flawless paint finish. It's a meticulous process that takes a total of seven days employing the highest technology and the finest attention to detail. Robots are used – both for efficiency and consistency – but some areas of the body can be reached only by our craftspeople. After the careful application of pre-treatment, electrocoat, primer, base coat and two layers of high-gloss clear coat (with a curing process between each layer), the freshly painted Phantom Coupé bodyshell is painstakingly inspected and repeatedly hand-polished by our paint technicians until it displays a perfect, mirror-like shine.

#### Assembly line

As they travel along the assembly line, the Phantom Coupé bodyshells are lovingly transformed into finished cars in a methodical and mesmerising process. A team of approximately 33 craftspeople work in this hushed, industrious area of the Goodwood production facility, divided between 11 separate work stations. The most emotive of these is the 'marriage' station, where each Phantom Coupé bodyshell is united with its drivetrain. It's a momentous point in each car's journey towards completion.

#### Wood workshop

Wood is a defining feature of the Phantom Coupé throughout its interior. Our craftspeople – many of whom were fine cabinet makers and French polishers before coming to Goodwood – spend up to a month preparing, matching, shaping and finishing each set of high-gloss interior veneers, and the wooden carriers to which they are bonded. They also lavish their time on the beautiful wood veneers that surround the Phantom Coupé's rear window and parcel shelf\*.

\*Optional

#### Leather workshop

Our highly skilled craftspeople work with the softest leather in the motor industry. Thanks to a special dyeing process, the colour permeates the entire hide, giving better durability, while its softness ensures there's none of the creaking associated with traditional leather upholstery. It takes up to 13 half hides, cut into 291 individual pieces, to complete a Phantom Coupé interior. To ensure the utmost quality, every one is rigorously inspected before being cut with laser-guided accuracy. The result: an aromatic and supremely luxurious interior.

#### Quality testing

Once assembled, each Phantom Coupé is put through a series of exacting tests. A shaker rig is employed to settle the suspension before final precision alignment, while a rolling road is used to conduct a thorough systems check and to bring both engine and transmission up to full working temperature. A 'monsoon' test simulates intense rainfall to ensure that the car is watertight, and this is followed by a short road test and a series of final visual and electrical checks. Only then is the car passed fit for delivery.



Designed to  
be driven

Built around an immensely rigid, weight-efficient aluminium spaceframe and powered by a magnificent V12 engine, driving pleasure is at the heart of every Rolls-Royce. Yet thanks to its dramatic styling and subtle but effective changes to the steering, suspension and transmission, the Phantom Coupé delivers an extra dimension of dynamism.

New, 21" forged alloy wheels\* are one of its many visual highlights. Fitted with wider tyres at the rear, these new wheels add a welcome hint of aggression to the streamlined luxury Coupé's stance, but they also provide increased roadholding and traction, which allowed Rolls-Royce Motor Cars' chassis engineers to enhance the Phantom Coupé's sporting character.

Fitting stiffer air springs and a thicker anti-roll bar at the rear of the Phantom Coupé has further increased the sense of agility and grip – especially in wet conditions – and reduced bodyroll, while faithfully preserving the exemplary ride comfort and refinement for which Rolls-Royce cars are renowned.

Further increasing the driver's sense of connection, the Phantom Coupé's steering has a reduced level of power assistance, carefully tailored to suit the characteristics of the new, 21" wheels and tyres, and to provide more specific feedback through the steering wheel. Displaying an attention to detail typical of the marque, the Phantom Coupé has a thicker steering wheel rim (by 4 mm) to suit its more overtly sporting nature.

Famed for providing ample, instantaneous response, the Phantom Coupé's 6.75-litre, normally aspirated, V12 engine remains unchanged. However, thanks to a specially programmed Sport mode, you can now tap into the full accelerative potential of the Phantom Coupé at the touch of a steering wheel-mounted button, while a 100-litre fuel tank provides a greater range for supreme continent-crossing ability.

With so many detail changes it's no wonder the Rolls-Royce Phantom Coupé delivers one of the most memorable experiences in motoring.

\*Optional





## Sporting character, supreme refinement

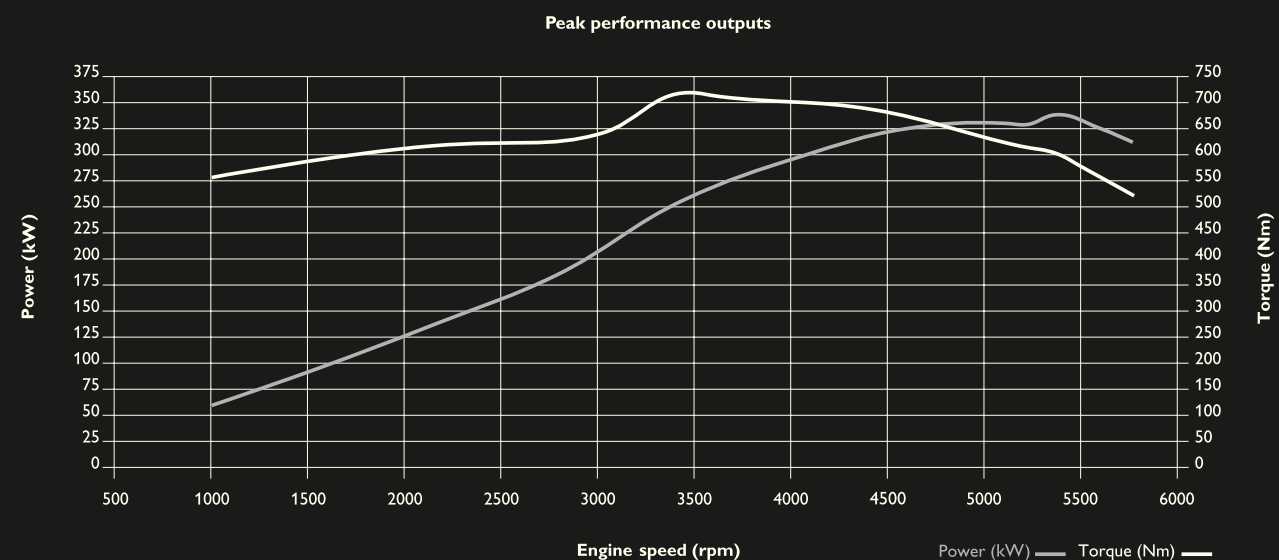
The beating heart of the Phantom Coupé is its remarkable, all-aluminium, 6.75-litre, 48-valve, V12, direct-injection engine. Conceived to deliver copious, effortless power, it's a source of infinite pleasure, and an essential element of the unforgettable Rolls-Royce driving experience.

Developed specifically by Rolls-Royce Motor Cars, and expertly hand-assembled by dedicated technicians, this refined and potent, naturally aspirated engine is a showcase for world-leading engineering. Pioneering the use of direct petrol injection, it also incorporates variable camshaft timing and variable valve lift systems, which maximise fuel efficiency and minimise emissions, while preserving the immediate and unstinting performance unique to the marque.

Developing a maximum of 453 bhp and 720 Nm of torque, the Phantom Coupé's V12 is magnificently muscular. Just how muscular becomes clear only when you discover that 75 % of that torque figure is available from just 1000 rpm. Or when you depress the throttle. A 'Power Reserve' dial on the dashboard further emphasises the Phantom Coupé's supremely potent performance: while cruising at 70 mph, its needle indicates that some 93 % of its power remains untapped.

Harnessing this extraordinary tractability is a six-speed, electronically controlled, automatic transmission. Equipped with a broad spread of ratios and a specially programmed Sport mode for spirited driving, this transmission strategy enhances the Phantom Coupé's sporting character, while preserving its seamless progress. Engaged via a button located on the steering wheel, Sport mode allows the driver to fully exploit the V12 engine's power and accelerative potential, while automatic downshifting under braking brings an added sense of control and responsiveness.

Uninterrupted progress of a different kind comes courtesy of the Phantom Coupé's run-flat tyre system. Thanks to the standard fitment of Goodyear EMT run-flat tyre technology, the Phantom Coupé is able to continue with a puncture, in safety, for at least 100 miles at speeds of up to 50 mph. Such ingenuity also eliminates the need for a spare wheel, reducing weight and increasing luggage capacity in the Phantom Coupé's picnic boot.





## Recapturing the thrill of driving

The world was a much bigger place back in the 1920s and 1930s. With commercial air travel in its infancy and the concept of private jets locked almost half a century in the future, cross-continent journeys were made almost exclusively by train. Yet even in these formative years of long-distance travel, Rolls-Royce Motor Cars offered its customers a compelling and seductive alternative in the form of fast, rakish yet supremely luxurious coachbuilt coupés.

Using successive generations of Rolls-Royce Phantom rolling chassis, specialist coachbuilders created thrilling cars of unmatched beauty, quality and comfort, and encapsulated their intrinsic excitement and dynamism with coupés such as the Sportsman by Freestone and Webb, the Streamline by Gurney Nutting and the Pillarless by James Young.

The concept of a sleek, sporting Rolls-Royce capable of crossing continents yet retaining all the sumptuous comforts expected of the world's most luxurious cars captured the collective imagination, from maharajas to business magnates. Surviving examples from that magnificent age still exude the very real sense that they were machines to be driven, and to be enjoyed.

The world may feel smaller in the 21st century, but if you wish to recapture the adventurous spirit of those early, long-distance motorists, shifting the emphasis from your destination to the journey itself, the Phantom Coupé remains the ultimate means of indulging your wanderlust.



Phantom Coupé

**Right** Rolls-Royce has long been synonymous with Hollywood's finest. Occasionally it has even outshone them. Here, Omar Sharif reclines alongside Ingrid Bergman on the set of **The Yellow Rolls-Royce** (1964)

**Below left** Inspiration from the past: parked from left to right, a Silver Cloud I Coupé by Freestone and Webb, a Phantom V Saloon Coupé by James Young, a 20/25 hp Sedan Coupé by Mayfair





## A vision of tomorrow, today

The exploration of advanced ideas has fascinated successive generations of Rolls-Royce Motor Cars engineers since 1904.

Indeed, it was Sir Henry Royce's passion for finding new and improved methods, materials, techniques and technologies that saw Rolls-Royce Motor Cars rapidly establish itself at the forefront of automotive design.

Now, as then, Rolls-Royce Motor Cars employs the most talented engineers and designers in the industry, and provides them with an unrivalled environment in which to nurture their bold ideas, and then take them from adventurous concepts to fully formed production reality.

Breathtaking proof of this can be seen in both the new Phantom Coupé and the recently introduced Phantom Drophead Coupé, for each of these cars was born from the forward-thinking styling and engineering concepts showcased in the 100EX and 101EX experimental cars.

The latest in a fine tradition of Rolls-Royce experimental cars that began with 1EX back in 1919, 100EX and 101EX enabled the company's engineers and designers to explore ideas, themes and engineering solutions that were too radical to put into immediate production.

From overcoming the age-old problem of positioning steel and aluminium panels in close proximity, to adapting nautical materials for automotive applications, the Rolls-Royce Motor Cars engineers of today are modern exemplars of Sir Henry Royce's inspirational ethos, "Strive for perfection in everything you do."

It's this commitment to pushing the boundaries of what's possible in order to achieve perfection that sets Rolls-Royce Motor Cars apart from every other automotive manufacturer. This uncompromising approach also ensures that, in the more traditional areas of paint, wood veneer and leather upholstery, the finest craftspeople continue to play a vital role in the creation of every Rolls-Royce built at Goodwood.

Best of all, with such dedication to innovative design and engineering, Rolls-Royce Motor Cars is energised with the confidence and creativity not only to create spectacular experimental concepts, but also to bring them rapidly to production – cars such as the magnificent Phantom Coupé.



Phantom Coupé





You don't  
just buy a  
Rolls-Royce...

You commission it, like a piece of fine art or a super yacht.

Every Phantom Coupé is hand-built and hand-finished to exceptional standards by the best technicians and craftspeople in the motor industry. It's this exacting approach that distinguishes Rolls-Royce Motor Cars from the rest, and makes the Phantom Coupé so very special.

Our commitment to fulfilling our customers' wishes is second to none, which is why we offer the Bespoke programme, a service designed to enable a customer to create a car personal to them.

Working in a special area of the Goodwood production facility, the Bespoke team are dedicated to finding new paints, materials, technology and engineering solutions that can be used to turn your dreams into high-quality, no-compromise reality.

From the smallest details to the boldest statement, Bespoke can make it happen. If you have a favourite colour, Bespoke will match it, precisely, both for exterior paintwork and



interior leather. If you have a crest or insignia, our team of craftspeople can emboss or embroider it into the leather; inlay it into the wood veneer, or even paint it onto the bodywork.

And this is just the start. So long as the Phantom Coupé's high levels of safety and reliability aren't compromised, the Bespoke team will find a way to incorporate your ideas into your car. Past challenges include installing a cigar humidor that integrates perfectly with the rest of the car, a chilled drinks cabinet with fine glassware, and a secure safe located in the boot.

Naturally, your local authorised Rolls-Royce Motor Cars dealership will be happy to discuss your requirements in detail and liaise with the factory on your behalf. Alternatively, if you wish for even greater involvement, you are welcome to visit Goodwood and meet with the Bespoke technicians, who will gladly explore every avenue of possibility in order to satisfy your wishes.

When deciding on the final specification of your Rolls-Royce, the only limit is your imagination.

**Right** Our highly skilled Bespoke craftspeople are dedicated to finding a way to turn your ideas into reality, creating a Rolls-Royce that is unique to you. New paint colours, special materials or pioneering technology, anything is possible with Bespoke






A vibrant spectrum of colours

We've chosen a standard palette of nine colour suggestions for the Phantom Coupé's bodywork, but we also offer an incredible 44,000 optional hues, plus the dramatic option of a brushed steel finish for the bonnet.

Should you crave greater individuality, our Bespoke team can match the bodywork of your Phantom Coupé to a sample of your favourite colour; they can even create a unique shade and name it after you.

In the quest for the ultimate finish, we've also created our own range of high-tech paint colours. They contain special particles to emit a more vibrant, complex sparkle than conventional metallic paints. Finally, painstaking surface-finishing processes, two layers of high-gloss clear coat and many hours of hand-polishing create a finish of endless depth and a flawless, mirror-like sheen.







Diamond Black



Darkest Tungsten



Midnight Blue



Madeira Red




New Sable



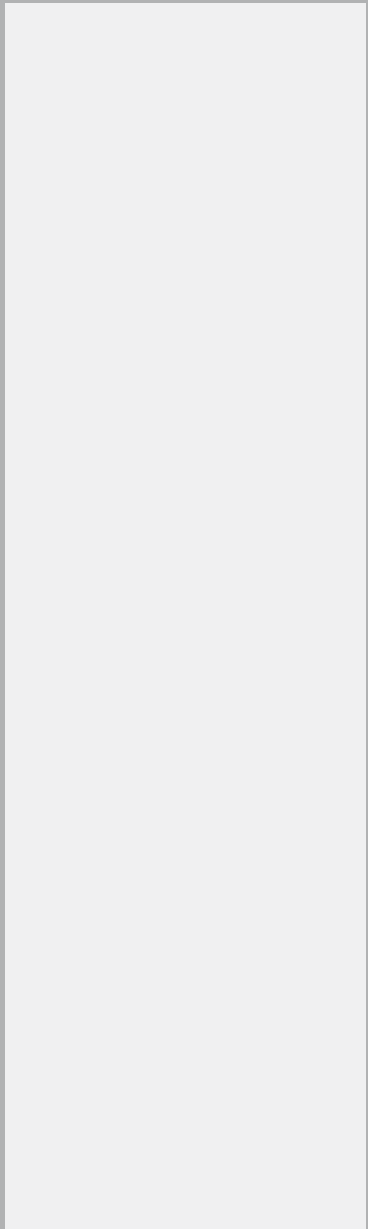
Anthracite



Woodland Green



Jubilee Silver



English White




## Supreme luxury

Rolls-Royce Motor Cars uses the very softest leather to swathe the interior of the Phantom Coupé. Incredibly soft to the touch, so supple it doesn't squeak and so thoroughly permeated with richly coloured dye that it will not crack with age, it's unlike any leather upholstery you've ever experienced.

Inspected for imperfections by the finest optical instrument available – the human eye – precisely trimmed by laser-guided cutter and perfectly stitched by our expert machinists, the leatherwork in the Phantom Coupé is a masterpiece that takes more than two weeks to complete.







Black



Navy Blue



Roseleaf



Consort Red



Cacao



Signal Red



Smoke Grey



Moccasin



Seashell



As individual as  
a fingerprint...


Beautiful, expertly applied wood veneer is one of the defining features of the Phantom Coupé, lovingly worked by our talented craftspeople into a variety of eye-catching elements.

Taking inspiration from the finest tradition of coachbuilt motor cars, the Phantom Coupé can be specified with extensive architectural veneer, surrounding the side windows, rear window and parcel shelf. The exceptional skill of our craftspeople, and our dedicated policy of using wood from one tree for each car, allows us to create the illusion of one seamless flow of grain throughout the interior.

Not only do these rich and complex veneers provide a wonderfully warm contrast to the cool, milled-finish aluminium dashboard and the deep lustre of the chrome switchgear, but its flawless natural beauty is sure to be a lasting source of pleasure.







Piano Black



Mahogany Flare



Rosewood



Walnut Burr



Elm Cluster



Zebrano



## Options and accessories

Our extensive range of options includes:

21" chromed aluminium wheels including chrome wheel centres with Goodyear EMT run-flat performance tyres  
 21" forged, seven-spoke alloy wheels including chrome wheel centres with Goodyear EMT run-flat performance tyres  
 21" forged, Star alloy wheels including chrome wheel centres with Goodyear EMT run-flat performance tyres

Single coachline  
 Twin coachlines  
 Brushed steel package (bonnet and A-frame)  
 Camera system – front and rear (not available in Germany)

Veneered interior cappings (rear window surround, parcel shelf and door cappings)  
 Starlight headlining  
 Leather headlining  
 Audio integration for iPod  
 Colour-keyed boot trim  
 Veneered facia & rear air vent surround  
 Veneered steering wheel spokes (not available in Piano Black)  
 Embroidered RR emblem on front headrests  
 Machined metal steering wheel spokes  
 Linear colour package  
 Glovebox with insert preparation

Apple, iPod and Shuffle are registered trademarks of Apple Inc.



**From left to right**  
 21" alloy wheel (silver finish),  
 21" forged, seven-spoke alloy wheel,  
 21" forged, Star alloy wheel

**Right**  
 Starlight headlining





## Technical specification

### World version

#### Dimensions

Number of doors / seats	2 / 4
Vehicle length	5609 mm / 220.8 in
Vehicle width	1987 mm / 78.2 in
Vehicle height (unladen)	1592 mm / 62.7 in
Wheelbase	3320 mm / 130.7 in
Turning circle	13.1 m / 43.0 ft
Track, front	1687 mm / 66.4 in
Track, rear	1671 mm / 65.8 in
Width at shoulder height, front	1491 mm / 58.7 in
Width at shoulder height, rear	1298 mm / 51.1 in
Elbow room, front	1562 mm / 61.5 in
Elbow room, rear	1266 mm / 49.8 in
Head room, front	981 mm / 38.6 in
Head room, rear	942 mm / 37.1 in
Boot volume (DIN)	395 ltr / 13.9 cu ft
Fuel tank capacity	100 ltr / 22 Imp gal

#### Weight

Unladen weight (DIN)	2590 kg / 5710 lb
Axle load ratio, rear (unladen)	51.5 %
Gross vehicle weight	3050 kg / 6724 lb
Payload	460 kg / 1014 lb
Axle load limit, front	1425 kg / 3142 lb
Axle load limit, rear	1800 kg / 3968 lb

#### Engine & transmission

Engine / cylinders / valves	V / 12 / 48
Fuel management	Direct injection
Displacement	6749 cc / 411.8 cu in
Stroke	84.6 mm / 3.33 in
Bore	92.0 mm / 3.62 in
Power output @ engine speed	453 bhp / 460 PS (DIN) / 338 kW @ 5350 rpm

#### Transmission

Max torque @ engine speed	720 Nm / 531 lb ft @ 3500 rpm
Compression ratio / fuel type	11:1 / premium unleaded <sup>1</sup>
Transmission type	ZF 6HP32

#### Transmission ratios

1st / 2nd / 3rd /	4.171 / 2.340 / 1.521 /
4th / 5th / 6th	1.143 / 0.867 / 0.691
Reverse	3.403
Final-drive ratio	3.460

#### Steering & brakes

Steering type	Rack & pinion, speed-sensitive variable-rate power assistance
Brakes, front / diameter	Ventilated disc / 374 mm / 14.7 in
Brakes, rear / diameter	Ventilated disc / 370 mm / 14.6 in

#### Aerodynamics

Drag Cd	0.36
Drag Cd x A	0.985 m <sup>2</sup> / 10.6 ft <sup>2</sup>

#### Performance<sup>2</sup>

Top speed	155 mph / 250 km/h (governed)
Acceleration 0-60 mph	5.6 sec
Acceleration 0-100 km/h	5.8 sec

#### Fuel consumption<sup>2</sup>

Urban	23.2 ltr/100 km / 12.2 mpg (Imp gal)
Extra urban	11.3 ltr/100 km / 25.0 mpg (Imp gal)
Combined	15.7 ltr/100 km / 18.0 mpg (Imp gal)
CO <sub>2</sub> emissions	377 g/km

#### Wheels (21" alloy)

Tyre, front	Goodyear EMT 255/50 R21 106W
Wheel size, front	8" x 21"
Tyre, rear	Goodyear EMT 285/45 R21 109W
Wheel size, rear	9.5" x 21"

#### Filling capacities

Radiator incl. heater / engine oil	14 ltr / 8.5 ltr
Transmission fluid / final-drive fluid	Lifetime filling

#### Electric system

Battery capacity / installed position	90 + 70 Ah / boot
Alternator / output rating	2 x 180 A / 2520 W

1. The engine is designed for octane grade 98 fuel; however, it may be run on fuel with a minimum octane grade of 91.

2. Subject to final verification.

## USA version

#### Dimensions

Number of doors / seats	2 / 4
Vehicle length	5609 mm / 220.8 in
Vehicle width	1987 mm / 78.2 in
Vehicle height (unladen)	1592 mm / 62.7 in
Wheelbase	3320 mm / 130.7 in
Turning circle	13.1 m / 43.0 ft
Track, front	1687 mm / 66.4 in
Track, rear	1671 mm / 65.8 in
Width at shoulder height, front	1491 mm / 58.7 in
Width at shoulder height, rear	1298 mm / 51.1 in
Elbow room, front	1562 mm / 61.5 in
Elbow room, rear	1266 mm / 49.8 in
Head room, front	981 mm / 38.6 in
Head room, rear	942 mm / 37.1 in
Trunk volume (SAE)	10.5 cu ft
Fuel tank capacity	100 ltr / 26.4 US gal

#### Weight<sup>1</sup>

Curb weight	2630 kg / 5798 lb
Axle load ratio, rear (unladen)	51.7 %
Gross vehicle weight	3050 kg / 6724 lb
Payload	420 kg / 926 lb
Axle load limit, front	1425 kg / 3142 lb
Axle load limit, rear	1800 kg / 3968 lb

#### Engine & transmission

Engine / cylinders / valves	V / 12 / 48
Fuel management	Direct injection
Displacement	6749 cc / 411.8 cu in
Stroke	84.6 mm / 3.33 in
Bore	92.0 mm / 3.62 in
Power output @ engine speed	453 hp (SAE) @ 5350 rpm

#### Transmission

Max torque @ engine speed	720 Nm / 531 lb ft @ 3500 rpm
Compression ratio / fuel type	11:1 / premium unleaded <sup>2</sup>
Transmission type	ZF 6HP32

#### Transmission ratios

1st / 2nd / 3rd /	4.171 / 2.340 / 1.521 /
4th / 5th / 6th	1.143 / 0.867 / 0.691
Reverse	3.403
Final-drive ratio	3.460

#### Steering & brakes

Steering type	Rack & pinion, speed-sensitive variable-rate power assistance
Brakes, front / diameter	Ventilated disc / 374 mm / 14.7 in
Brakes, rear / diameter	Ventilated disc / 370 mm / 14.6 in

#### Aerodynamics

Drag Cd	0.36
Drag Cd x A	0.985 m <sup>2</sup> / 10.6 ft <sup>2</sup>

#### Performance<sup>1</sup>

Top speed	155 mph (governed)
Acceleration 0-60 mph	5.6 sec

#### Fuel consumption

City	To be confirmed
Highway	To be confirmed
Combined	To be confirmed
CO <sub>2</sub> emissions	To be confirmed

#### Wheels (21" alloy)<sup>3/4</sup>

Tire, front	Goodyear EMT 255/50 R21 106W
Wheel size, front	8" x 21"
Tire, rear	Goodyear EMT 285/45 R21 109W
Wheel size, rear	9.5" x 21"

#### Filling capacities

Radiator incl. heater / engine oil	14.8 quarts / 9 quarts
Transmission fluid / final-drive fluid	Lifetime filling

#### Electric system

Battery capacity / installed position	90 + 70 Ah / trunk
Alternator / output rating	2 x 180 A / 2520 W

1. Manufacturer's test results. Actual results may vary depending on specifications of the vehicle, road and environmental conditions, testing procedures and driving styles. These results should be used for comparison only and verification should not be attempted on public roads. Subject to final verification.

2. The engine is designed for octane grade 98 fuel; however, it may be run on fuel with a minimum octane grade of 91.

3. With run-flat tires, you can continue for a distance of at least 100 miles at speeds up to 50 mph; however, when notified, you should check your tire condition at the next available opportunity.

4. The Goodyear Extended Mobility Tire system (EMT) has run-flat capabilities.



**World version**

The contents of this brochure were correct at the time of going to press (January 2008). The colours reproduced in this brochure may vary slightly from the actual paint colour or trim material due to the limitations of the printing process. Some vehicles pictured may feature optional equipment.

Rolls-Royce Motor Cars Limited reserves the right to change prices and specifications at any time without prior notice. The information contained in this brochure does not constitute an offer or any part of a contract written or implied.

Quoted speed and acceleration may vary with optional equipment. Photographs may show optional equipment. Specific country variants may differ in base specification.

© 2008 Rolls-Royce Motor Cars Limited. Not to be reproduced wholly or in part without permission of Rolls-Royce Motor Cars Limited. The Rolls-Royce trademarks are owned by Rolls-Royce Motor Cars Limited or are used in some jurisdictions under licence from Rolls-Royce plc.

**USA version**

All illustrations and specifications contained here are based upon the latest product information available at the time of printing (January 2008). Rolls-Royce Motor Cars Limited reserves the right to make changes at any time, without notice, in colors, materials, equipment, specifications and models. Rolls-Royce Motor Cars Limited may, subject to legal requirements, determine the model year designation of its vehicles, which may be longer or shorter than 12 months. Some vehicles pictured may contain non-US or optional equipment.

Additional information may be obtained from your authorized Rolls-Royce Motor Cars dealer.

US distributor: Rolls-Royce Motor Cars NA, LLC, Woodcliff Lake, NJ 07677-7731.

© 2008 Rolls-Royce Motor Cars NA, LLC. Not to be reproduced wholly or in part without permission of Rolls-Royce Motor Cars NA, LLC. The Rolls-Royce name and logo are registered trademarks and are used under license from Rolls-Royce Motor Cars Limited.